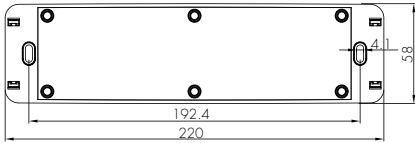
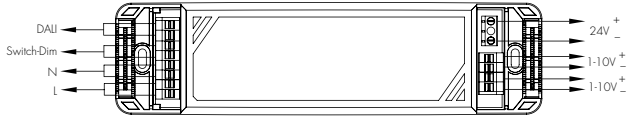
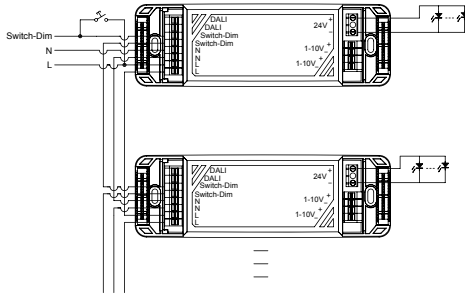


**INSTRUCTION MANUAL FOR 75W DALI LED DRIVER  
MODEL NO.: HED3075-A**

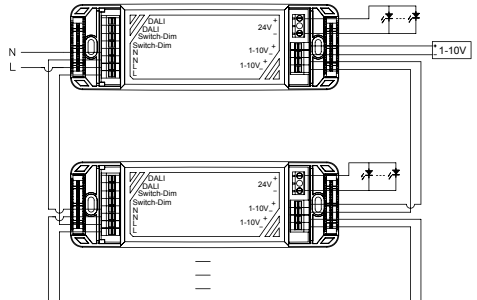


**WIRING DIAGRAM**

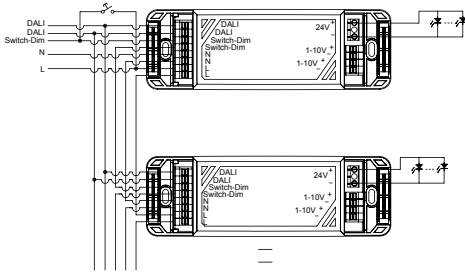
Switch-Dim wiring diagram



1-10V wiring diagram



Switch-Dim & DALI wiring diagram



**SYNCHRONIZATION**

Up to 64 drivers can be connected to the same switch, thanks to the programme. This means there is no need for any additional synchrony wire in large installation, where many drivers should be controlled by one switch.

Please follow the step below to achieve synchronization function if more than one driver is connected to the same push button:

- Do a long push for more than 15s, then the system is synchronized and all lights in the group dim down to 50%.

## SWITCH-DIM



- On/off control: short push (<0.4s) on the switch.  
Note: Short push should be at least 0.12s, and the time interval between two pushes should be longer than 0.12s also.
- Stepless dimming: long push (>0.9s) on the switch.
- For fine tuning of light level: with every alternate long push, the light level goes to the opposite direction.
- Built-in permanent memory: light returns to the previous dimming level when switched off and on again, even after power failure.

## PERMANENT MEMORY

This driver has built-in permanent memory against power failure, which means the light always starts up at the previous level when it was switched off last time.

## MANUAL OVERRIDE

DALI and switch-Dim. can be connected at the same time, to enable manual override function for end-users to switch on/off or adjust the dimming level by the push-switch. This feature makes the product more user-friendly, and could provide more options for some extra-ordinary demands.

- Short push (<0.4s): on/off control.
- Long push (>0.9s): dim up/down the dimming level.
- If customers do not want to have this manual override function, just leave the "switch" terminal alone, and not connected to any wire.
- This manual override is only valid before the next DALI command, meaning the latest action, either from DALI, switch-Dim, stays in control.

## LOOP-IN AND LOOP-OUT

Thanks to double terminals on the primary side, it is easy to connect many drivers in series, just simply take the L, N, DALI and switch-Dim. from the previous driver to the next driver. Saves a lot of wires and work.

## SPECIFICATION:

Mains voltage	220~240VAC 50/60Hz
Mains current	0.4~0.35A
Output power(Max.)	75W
Output voltage (U-outmax.)	24V
Power factor	≥0.97
Operation temperature	Ta: -20~+45 C Tc: +85 C
Output current (Max.)	3.125A
Max. Efficiency	88%
Dimming interface	DALI, Switch-Dim., 1-10V
Abnormal protection	Output short-circuit protection with auto-reset
Over-heat protection	Over-heat protection with auto-reset
EMC standard	EN55015, EN61547, EN61000-3-2/3
Safety standard	EN61347-1, EN60598-1, EN61347-2-13
DALI standard	IEC62386-101, 102, 207
Dielectric strength	Input→output : 3750VAC
IP grade	IP20